

**W**

UNIVERSITY OF WASHINGTON



# 2024 FULL-TIME MBA EMPLOYMENT REPORT

[FOSTER.UW.EDU](https://foster.uw.edu)

**FOSTER**  
SCHOOL OF BUSINESS

**W** UNIVERSITY of WASHINGTON

## SUMMARY OF OUTCOMES

	U.S. CITIZENS / PERMANENT WORK AUTHORIZATION		INTERNATIONAL STUDENTS / NON-PERMANENT WORK AUTHORIZATION		TOTAL GRADUATING CLASS	
Seeking Employment	52	53.6%	39	40.2%	91	93.8%
Not Seeking Employment	3	3.1%	0	0.0%	3	3.1%
Company-sponsored; already employed	2	2.1%	0	0.0%	2	2.1%
Postponing Job Search	1	1.0%	0	0.0%	1	1.0%
No Recent Information Available	1	1.0%	2	2.1%	3	3.1%
<b>Total Graduates</b>	<b>56</b>	<b>57.7%</b>	<b>41</b>	<b>42.3%</b>	<b>97</b>	<b>100.0%</b>

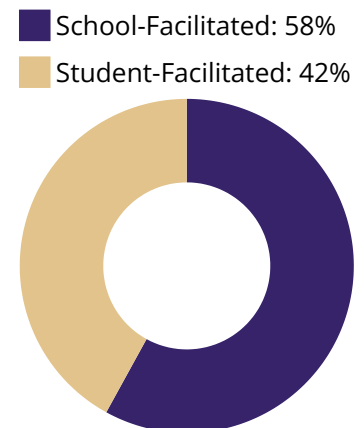
## TIMING OF JOB OFFERS AND ACCEPTANCES

Note: job offer and acceptance data were equal for the reporting period.

	FIRST OFFER BY GRADUATION		FIRST OFFER AFTER GRADUATION AND BY THREE MONTHS AFTER GRADUATION		HAVE NOT REPORTED RECEIVING AN OFFER BY THREE MONTHS AFTER GRADUATION		TOTAL SEEKING EMPLOYMENT
Permanent Work Authorization	43	82.7%	5	9.6%	4	7.7%	52
Non-Permanent Work Authorization	25	64.1%	8	20.5%	6	15.4%	39
<b>Total Grads Seeking Employment</b>	<b>68</b>	<b>74.7%</b>	<b>13</b>	<b>14.3%</b>	<b>10</b>	<b>11.0%</b>	<b>91</b>

## PRIMARY SOURCE OF JOB

	NUMBER	PERCENT
<b>School-Facilitated Activities</b>	<b>47</b>	<b>58.0%</b>
Internship Conversion	33	40.7%
School Job Postings	11	13.6%
Other	3	3.7%
<b>Student-Facilitated Activities</b>	<b>34</b>	<b>42.0%</b>
Internship Conversion	7	8.6%
Personal Network	4	4.9%
Contacted directly	18	22.2%
Job boards	3	3.7%
Other	2	2.5%
<b>Total Reporting</b>	<b>81</b>	<b>100.0%</b>



## BASE SALARY BY FUNCTION

FUNCTION	GRADUATES ACCEPTING NEW EMPLOYMENT		GRADUATE REPORTING SALARY		MEAN BASE SALARY	MEDIAN BASE SALARY	LOW BASE SALARY	HIGH BASE SALARY
Consulting	26	32.1%	24	34.3%	\$169,458	\$175,000	\$116,000	\$193,000
Finance/ Accounting	8	9.9%	8	11.4%	\$142,469	\$141,400	\$130,000	\$175,000
General Management	5	6.2%	5	7.1%	\$144,640	\$142,800	\$130,000	\$160,000
Human Resources	1	1.2%	1	1.4%	I/D	I/D	I/D	I/D
Marketing/ Sales	29	35.8%	22	31.4%	\$142,536	\$142,800	\$95,000	\$171,000
Operations/ Logistics	11	13.6%	10	14.3%	\$138,640	\$141,400	\$125,000	\$155,000
Other	1	1.2%	0	0.0%	I/D	I/D	I/D	I/D
<b>Total Reporting</b>	<b>81</b>	<b>100.0%</b>	<b>70</b>	<b>100.0%</b>	<b>\$151,116</b>	<b>\$145,000</b>	<b>\$95,000</b>	<b>\$193,000</b>

## BASE SALARY BY INDUSTRY

INDUSTRY	GRADUATES ACCEPTING NEW EMPLOYMENT		GRADUATE REPORTING SALARY		MEAN BASE SALARY	MEDIAN BASE SALARY	LOW BASE SALARY	HIGH BASE SALARY
Consulting	27	33.3%	24	29.6%	\$168,417	\$175,000	\$116,000	\$193,000
Manufacturing	4	4.9%	4	4.9%	\$131,788	\$129,576	\$120,000	\$148,000
Retail	4	4.9%	3	3.7%	\$129,333	\$130,000	\$128,000	\$130,000
Technology	38	46.9%	32	39.5%	\$144,328	\$142,800	\$95,000	\$171,000
Other	8	9.9%	7	8.6%	\$143,214	\$135,000	\$125,000	\$175,000
<b>Total Reporting</b>	<b>81</b>	<b>100.0%</b>	<b>70</b>	<b>100.0%</b>	<b>\$151,116</b>	<b>\$145,000</b>	<b>\$95,000</b>	<b>\$193,000</b>

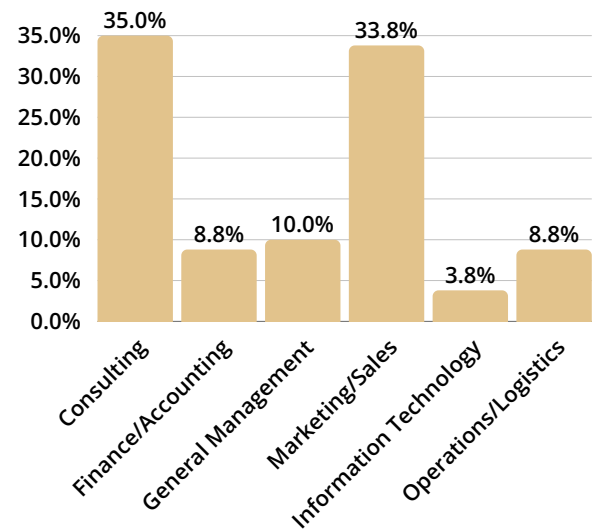
## FULL-TIME CLASS OF 2024 EMPLOYERS

Accenture	Intuit Mailchimp	Microsoft Corporation	ServiceNow
AlixPartners	Juniper	Modern Hydrogen	Starbucks
Amazon	Kearney	Mosaic Forest	The Boston Consulting Group
American Airlines	Keystone Strategy	Management	TikTok Inc.
AstrumU Inc.	Lakeside	NESTLE USA	T-Mobile USA
Bain & Company	Deloitte	Nike	Walmart
Blue Origin	Earth Finance	Philips	Washington Capital
Datafi	Ernst & Young	Providence	Management
Fluke Corporation	EY Parthenon	PwC	Wells Fargo
Gartner	McKinsey & Company	Second Dinner Studios	ZS Associates

# SUMMER INTERNSHIP REPORT: FULL-TIME MBA CLASS OF 2025

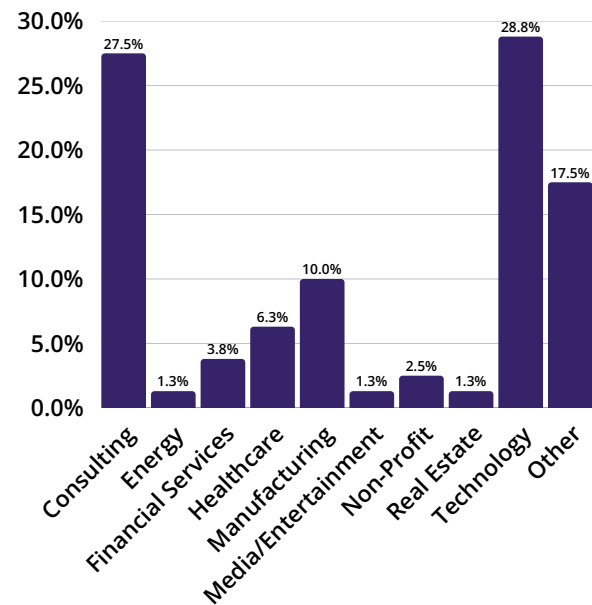
## INTERNSHIPS BY FUNCTION

FUNCTION		MONTHLY MEAN BASE SALARY	MONTHLY MEDIAN BASE SALARY
Consulting	35.0%	\$11,370	\$13,750
Finance/Accounting	8.8%	\$6,637	\$7,500
General Management	10.0%	\$9,139	\$9,370
Marketing/Sales	33.8%	\$8,584	\$9,220
Information Technology	3.8%	\$10,416	\$9,000
Operations/Logistics	8.8%	\$9,290	\$9,440
<b>Total Reporting</b>	<b>100.0%</b>	<b>\$9,700</b>	<b>\$9,500</b>



## INTERNSHIPS BY INDUSTRY

INDUSTRY		MONTHLY MEAN BASE SALARY	MONTHLY MEDIAN BASE SALARY
Consulting	27.5%	\$13,358	\$14,375
Energy	1.3%	I/D	I/D
Financial Services	3.8%	\$7,500	\$7,500
Healthcare	6.3%	\$7,262	\$9,000
Manufacturing	10.0%	\$9,355	\$8,934
Media/Entertainment	1.3%	I/D	I/D
Non-Profit	2.5%	I/D	I/D
Real Estate	1.3%	I/D	I/D
Technology	28.8%	\$9,503	\$9,400
Other	17.5%	\$7,156	\$6,400
<b>Total Reporting</b>	<b>100.0%</b>	<b>\$9,700</b>	<b>\$9,500</b>





**FOSTER.UW.EDU**

2024 Foster School of Business

**FOSTER**  
SCHOOL OF BUSINESS

**W** UNIVERSITY of WASHINGTON