

FULL-TIME MBA

CLASS OF 2025 ENROLLMENT HIGHLIGHTS

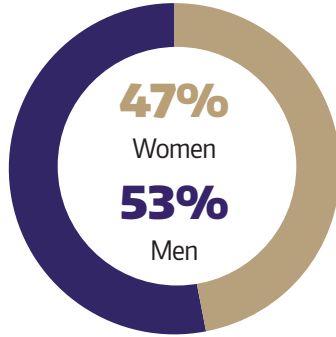


111

Entering Class Size

3.3

Median Undergrad GPA



710

Median GMAT

660-740

GMAT Mid 80% Range

53%

U.S. Students of Color

24%

U.S. Underrepresented Students of Color

158

Median GRE Verbal

164

Median GRE Quant

18%

U.S. Military

19%

First-Gen College

9%

LGBTQIA2S+

29

Average Age

155-170

GRE Q Mid 80% Range

155-163

GRE V Mid 80% Range

CLASS OF 2024 & 2025 COUNTRIES REPRESENTED

- | | | |
|------------|-------------|-------------|
| Argentina | Indonesia | Switzerland |
| Austria | Israel | Taiwan |
| Bangladesh | Japan | Thailand |
| Canada | Mexico | Türkiye |
| China | Netherlands | USA |
| Colombia | New Zealand | Venezuela |
| Germany | Pakistan | Vietnam |
| Ghana | Peru | |
| India | Singapore | |



WORK EXPERIENCE

6 yrs

Average Work Experience

4-9 yrs

Mid 80% Range

GEOGRAPHIC REACH

21%

23%

56%

WA State

Other U.S. States

International

DIVERSITY PARTNERS

Our diversity partners provide fellowships, pre-MBA bootcamps, a powerful network, and support for professional development and the job search.



EMPLOYMENT & BASE SALARY BREAKOUT, CLASS OF 2023

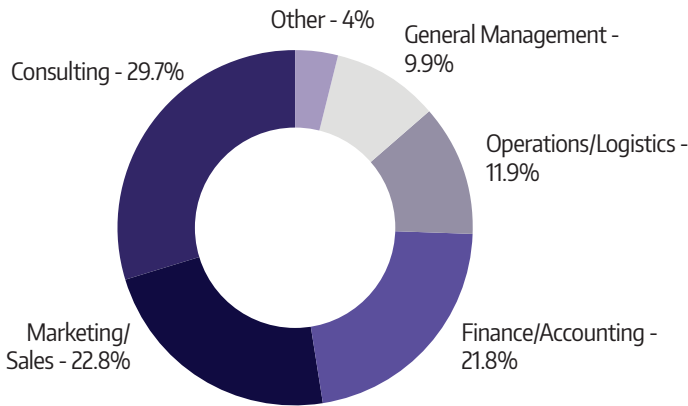
Graduate Employment Profile compliant with MBA Career Services and Employer Alliance (MBA CSEA) Reporting Standards.

\$151,322

Average Starting Salary

\$120,000–185,000

Mid 80% Salary Range



94%

Offer Received Within 3 Months of Graduation

89%

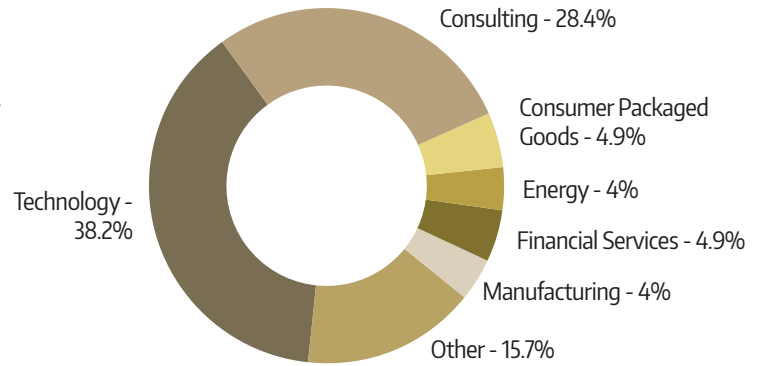
Offer Accepted Within 3 Months of Graduation

71%

Received Signing Bonus

92%

Offer Accepted Within 6 Months of Graduation



FUNCTION	AVERAGE
Consulting	\$169,442
Finance / Accounting	\$133,603
General Management	\$146,559
Marketing / Sales	\$157,117
Operations / Logistics	\$130,900
Other	\$150,700

INDUSTRY	AVERAGE
Consulting	\$171,210
Consumer Packaged Goods	\$135,000
Energy	\$111,667
Financial Services	\$147,500
Manufacturing	\$138,583
Technology	\$152,106
Other	\$130,962

EMPLOYMENT LOCATION

80%
WA State

20%
Other U.S. States

2023-2024 TUITION & FEES (PER YEAR)

\$40,008

WA State Resident

\$57,846

Non-Resident & International

MBA 2023 INTERNSHIP

\$11,238

Average Salary

\$4,800–20,000

Average Salary Range

INTERNSHIP LOCATION

74%
WA State

26%
Other U.S. States

