

GRADUATE OUTCOMES

Student outcomes data is driven by a 80% Survey Knowledge Rate of Class of 2023 business majors.

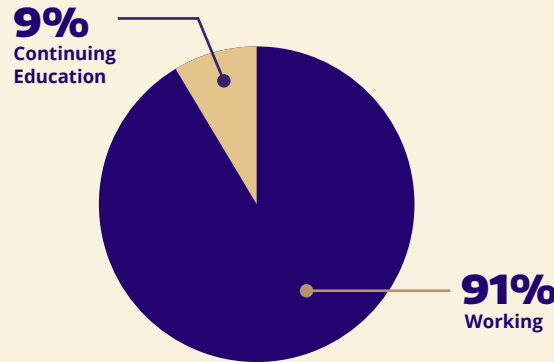
\$76,631
Average Salary

\$8,566
Average Signing Bonus

97%
have had internships
by graduation

\$25/hr
Average Internship Salary

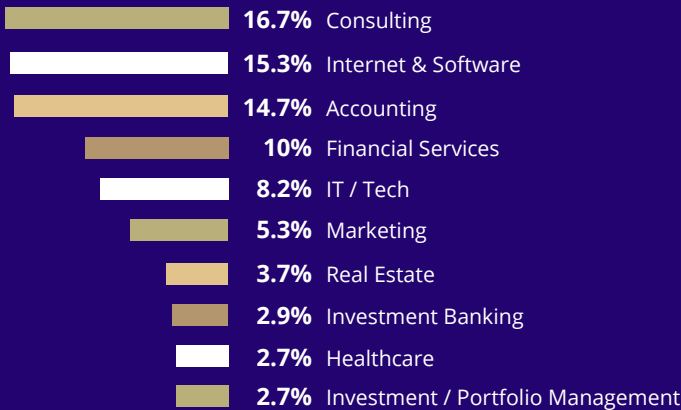
94% have a post-graduation plan within 90 days (i.e. working, continuing education, military service, volunteering).



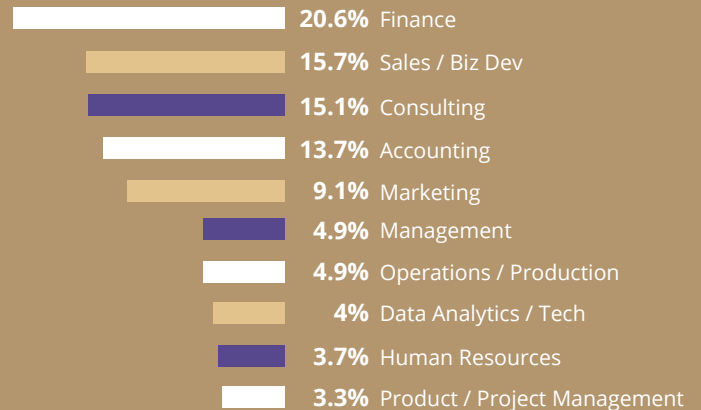
TOP 15 EMPLOYERS

- Accenture
- Alvarez & Marsal
- Amazon
- Bain & Company
- Boeing
- Costco
- Deloitte
- EY
- JP Morgan
- KPMG
- Mercer
- Microsoft
- Moss Adams
- Protiviti
- PwC

TOP 10 INDUSTRY AREAS



TOP 10 FUNCTIONAL AREAS



FOSTER CAREER SERVICES STATS

2,761 Number of Career Coaching Appointments

90% Students Engaged with Career Services by Graduation

UNDERGRADUATE PROGRAM RANKINGS

SOURCE	NORTHWEST	NATIONWIDE	PUBLIC UNIVERSITIES
U.S. News & World Report, 2024	1	17	7
Poets & Quants, 2023	1	24	8

STANDARD ADMISSIONS

Admission Rate
(Unique Applicants) **44.7%**

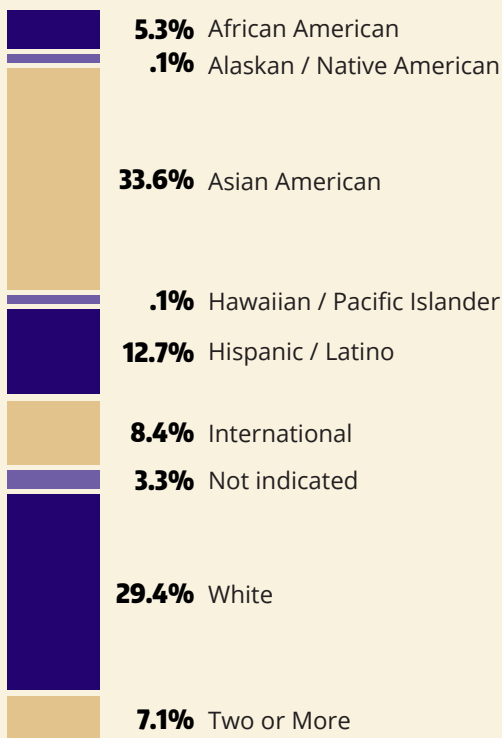
Average Cumulative
GPA **3.79**

Average Admitted
Writing Skills
Assessment Score **4.17/6.0**

FRESHMAN DIRECT

Average High School
GPA **3.83**

DIVERSITY



30 student organizations enhance leadership and engagement in experiential learning

The **Strategy Development Competition** allows **100%** of Foster undergraduates to put theory into practice with regional corporate real-life business issues

CURRENT ENROLLMENT

2001 Students
Enrolled

21 Average Age

52.6% Female

76% In-State

47.4% Male

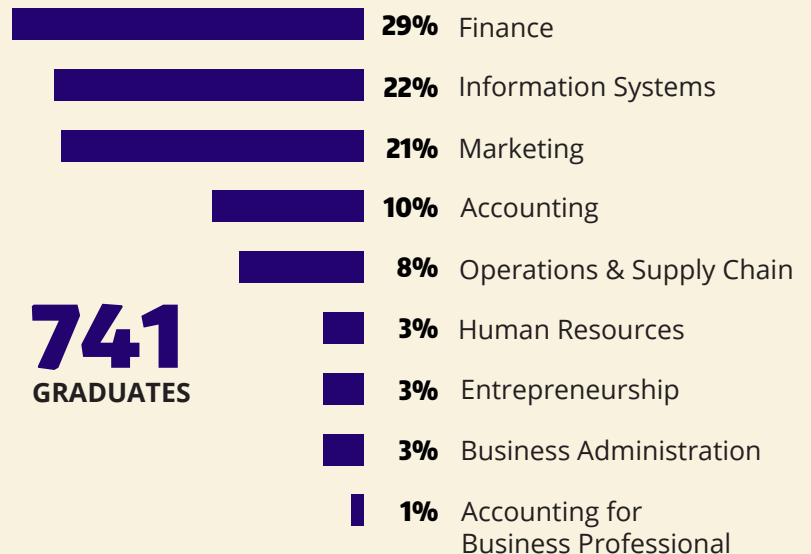
14% Out-of-State

35% of undergraduates
are 1st generation
students

10% International

Students come from 25 countries and over 22 states in the US

AREA OF STUDY (Summer 2022- Spring 2023)



741
GRADUATES

308 Students graduate with more than one major

3.54 Average GPA at graduation

SCHOLARSHIPS

\$1,225,000 Awarded

218 students received Foster scholarships this year

10.9% of the undergraduate population received Foster School scholarships