

## MASTER OF SCIENCE IN INFORMATION SYSTEMS

# CLASS PROFILE

CLASS OF 2016 – CLASS OF 2021



GENDER

**53%** FEMALE  
**47%** MALE



AVERAGE AGE

**27**



AVERAGE YEARS OF WORK EXPERIENCE

**4**

RANGE:  
0 – 20



AVERAGE GPA

**3.5**



AVERAGE GMAT

**659**



AVERAGE GRE

**314**

### UNDERGRADUATE MAJORS



INFORMATION SYSTEMS  
**22%**



FINANCE  
**15%**



COMPUTER SCIENCE  
**13%**



ENGINEERING  
**13%**



BUSINESS ADMINISTRATION  
**12%**



INFORMATION TECHNOLOGY  
**11%**

OOO **13%** OTHER



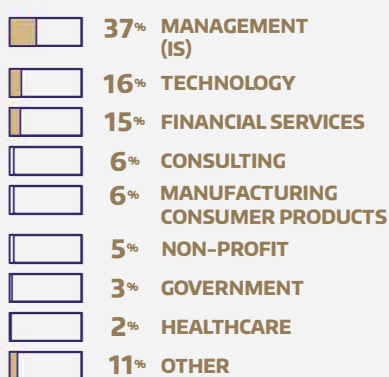
**14%** ALREADY HOLD ADVANCED DEGREES

### CAREERS PRIOR TO MSIS

#### FUNCTION



#### INDUSTRY



### COUNTRIES REPRESENTED

ALGERIA	KENYA
BRAZIL	KOREA
CANADA	SINGAPORE
CHINA	SIERRA LEONE
COLOMBIA	TAIWAN
GERMANY	THAILAND
HONG KONG	TURKEY
INDIA	VIETNAM
INDONESIA	NEW ZEALAND
KAZAKHSTAN	USA

# MSIS POST-GRADUATE EMPLOYMENT


## POST-GRADUATE CAREER FUNCTIONS



**30%**  
BUSINESS/  
DATA  
ANALYTICS




**25%**  
MANAGEMENT  
INFORMATION  
SYSTEMS




**19%**  
SOFTWARE  
DEVELOPMENT/  
ENGINEERING



**16%**  
CONSULTING



**7%**  
FINANCE/  
ACCOUNTING



**7%**  
OTHER



## CLASS OF 2020 AVERAGE SALARY

**\$116,326**

## COMMON EMPLOYERS

ACCENTURE  
AMAZON  
ANALYTICS PROS  
AVANADE  
BOEING  
CAPGEMINI  
COGNIZANT

COSTCO  
DELL  
DELOITTE  
EXPEDIA  
EY  
FACEBOOK  
GOOGLE

INFOSYS  
MAQ SOFTWARE  
MICROSOFT  
NIKE  
NORDSTROM  
ORACLE  
PACCAR

PwC  
SLALOM  
TABLEAU  
T-MOBILE  
ZULILY



**90%**  
GRADUATES  
EMPLOYED  
AT 6-MONTHS  
POST-GRADUATION

**8%**  
STAYED WITH  
SAME COMPANY

## COMMON ROLES

BUSINESS  
ANALYST  
  
BUSINESS  
INTELLIGENCE  
ANALYST/  
ENGINEER  
  
CYBER RISK  
CONSULTANT  
  
DATA ANALYST  
  
IT CONSULTANT  
  
PRODUCT  
MANAGER  
  
TECHNICAL  
PROGRAM  
MANAGER  
  
SOFTWARE  
DEVELOPER/  
ENGINEER

**FOSTER**

Master of Science in  
Information Systems