

GRADUATE EMPLOYMENT

94% of 2019 grads received job offers within 90 days of graduation

95% of students had meaningful work experiences (internships or experiential learning experiences) by graduation

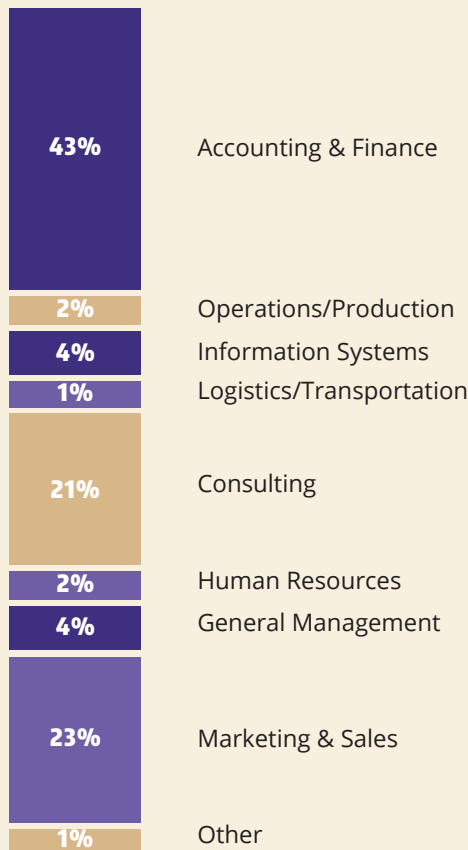
\$64,798

Average Salary

\$9,345

Average Signing Bonus

FUNCTIONAL JOB AREAS



FOSTER CAREER SERVICES STATS

2,749

Career coaching appointments

1,867

On-campus interviews hosted

90%

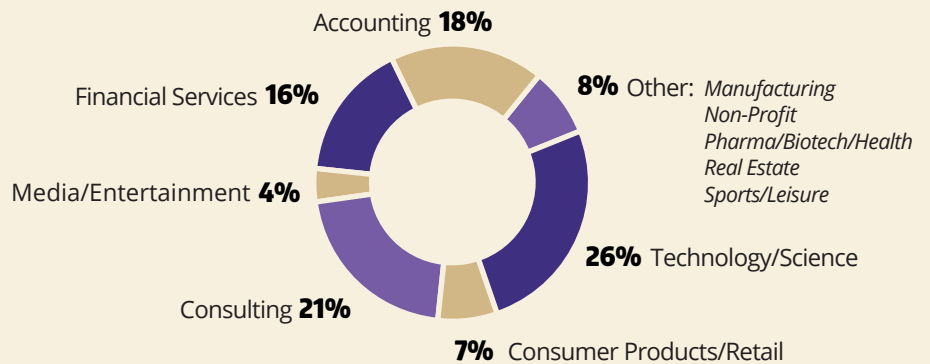
of graduating seniors engaged with Career Services by graduation

BUSINESS CAREER FAIR ATTENDANCE

118 Employers

1,334 Students

INDUSTRY AREAS



TOP EMPLOYERS OF 2019

- Accenture
- Amazon
- Boeing
- Deloitte
- EY
- Grant Thornton
- Highspot
- Intel
- KPMG
- Microsoft
- Moss Adams
- PitchBook Data
- Protiviti
- PwC
- Starbucks

UNDERGRADUATE PROGRAM RANKINGS

SOURCE	NORTHWEST	NATIONWIDE	PUBLIC UNIVERSITIES
U.S. News & World Report, 2020	1	19	9
Poets & Quants, 2018	1	32	13

STANDARD ADMISSIONS (59.1% of Admitted Class)

Admission Rate
(Unique Applicants) **47.7%**

Average Cumulative
GPA **3.69**

Average Admitted
Writing Skills
Assessment Score **4.09/6.0**

CURRENT ENROLLMENT

2032 Students Enrolled

21 Average Age

50% Female 75% In-State

50% Male 16% Out-of-State

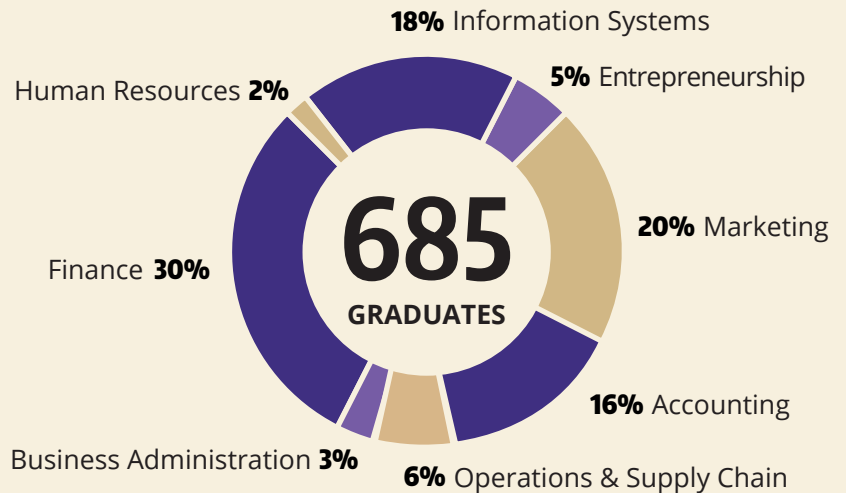
9% International

FRESHMAN DIRECT (40.9% of Admitted Class)

Average High School
GPA **3.89**

Average SAT Score
(of those reporting SAT) **1370/1600**

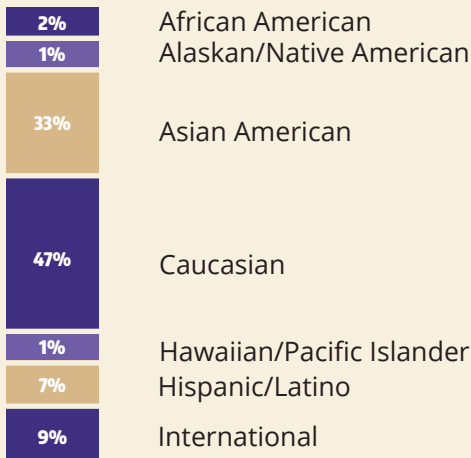
AREA OF STUDY



246 Students graduate with more than one option

3.47 Average GPA at graduation

DIVERSITY



STUDY ABROAD

Australia	French Polynesia	Norway
Bosnia & Herzegovina	Germany	Serbia
Brazil	Hong Kong	Singapore
Chile	Hungary	South Africa
China	India	Spain
Costa Rica	Ireland	Sweden
Czech Republic	Italy	Taiwan
Denmark	Japan	United Kingdom
Ecuador	Korea	Vietnam
France	Netherlands	
	New Zealand	

SCHOLARSHIPS

\$955,350 Awarded

216 students received Foster scholarships this year

Around **11%** of the overall Foster student population received scholarships