



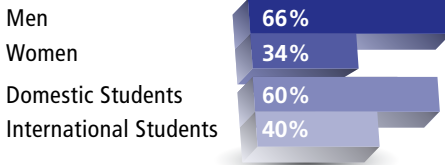
# Full-time MBA *Class* Profile

## Class of 2015

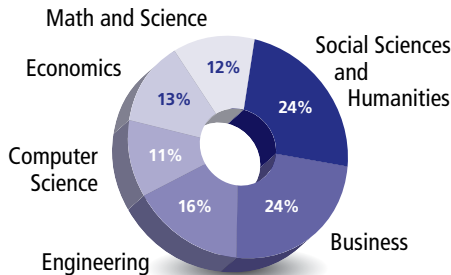
### STUDENT PROFILE

Entering class size	139
Average age	29
Range of ages	23-39
Average years of work experience	5.9
Range of years of work experience	0-16
Average GMAT	670
Average undergraduate GPA	3.36

### CLASS STATISTICS



### UNDERGRADUATE MAJORS

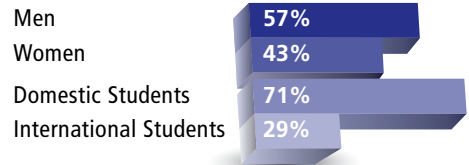


## Class of 2014

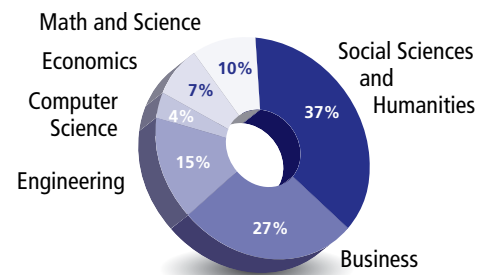
### STUDENT PROFILE

Entering class size	93
Average age	30
Range of ages	23-39
Average years of work experience	6.1
Range of years of work experience	0-16
Average GMAT	670
Average Undergraduate GPA	3.37

### CLASS STATISTICS



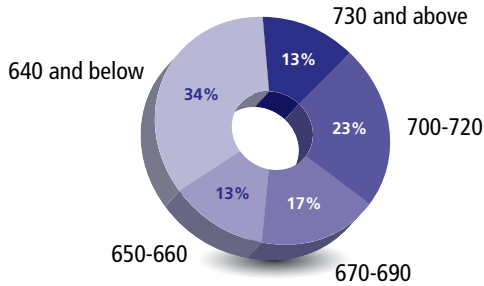
### UNDERGRADUATE MAJORS



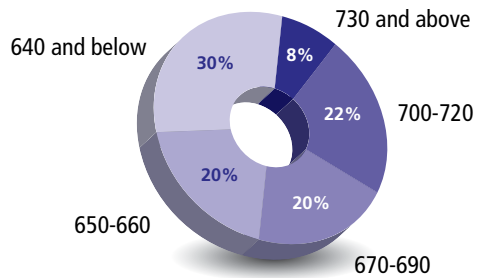
Think differently.  
Make a difference.  
It's the Washington Way.

# Student Profile Stats

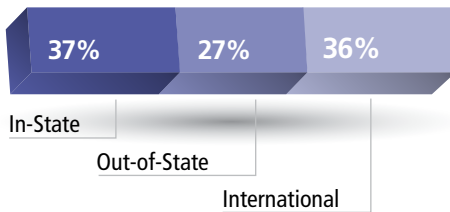
## CLASS OF 2015 GMAT RANGE



## CLASS OF 2014 GMAT RANGE



## FULL-TIME STUDENT GEOGRAPHIC REPRESENTATION



Credits required to complete program **90**

## 2013-2014 Tuition Rates


Washington state resident .....	\$28,953
Non-residents and international students .....	\$42,129

Average class size of first year core **70**

## Countries Represented, Class of 2014 & 2015

Australia	India	South Korea
Bulgaria	Indonesia	Taiwan
Canada	Japan	Turkey
China	Mexico	United Kingdom
France	Republic of Moldova	United States
Ghana	Norway	Vietnam
Hong Kong	Singapore	

## ETHNICITY OF DOMESTIC STUDENTS



Total number of full-time MBA students **236**

Average class size of second year electives **31**

Percentage of first year students who are married **32**

Student Organizations **20**

## MBA 2013 Graduate Employment Profile

Employed at graduation	82%	Receiving signing bonus	55%
Employed 3 months after graduation	96%	Average signing bonus	\$24,182
Average Salary	\$102,722	Receiving guaranteed compensation	27%
Median Salary	\$105,000	Average guaranteed compensation	\$13,303
Range of salaries	\$60,000-\$160,000		

## Salary Breakout (base salary) Includes unadjusted salaries for graduates employed outside the United States

Function	Percentage	Average	Median	Low	High
Consulting	21%	\$102,018	\$100,000	\$60,000	\$135,000
Finance/Accounting	22%	\$98,130	\$100,000	\$60,000	\$140,000
General Management	11%	\$102,740	\$108,500	\$83,000	\$115,000
Human Resources	1%	–	–	–	–
Marketing/Sales	36%	\$103,055	\$105,000	\$65,000	\$145,000
Information Technology	1%	–	–	–	–
Operations/Logistics	4%	\$116,400	\$115,000	\$112,000	\$125,000
Other	4%	–	–	–	–
Industry	Percentage	Average	Median	Low	High
Consulting	19%	\$104,970	\$100,000	\$76,000	\$135,000
Consumer Products	15%	\$103,933	\$105,000	\$70,000	\$115,000
Financial Services	5%	\$96,667	\$100,000	\$60,000	\$140,000
Government	1%	–	–	–	–
Manufacturing	3%	\$85,667	\$92,000	\$70,000	\$95,000
Non-Profit	4%	\$88,000	\$88,000	–	–
Petroleum/Energy	2%	\$83,000	\$83,000	–	–
Pharm/Biotech/Healthcare Products	5%	\$102,000	\$105,000	\$80,000	\$115,000
Real Estate	3%	\$98,700	\$98,700	\$92,400	\$105,000
Technology	36%	\$103,244	\$107,500	\$60,000	\$145,000
Other	7%	\$120,000	\$115,000	\$80,000	\$160,000
Regional vs. National	Percentage	Average	Median	Low	High
Regional	92%	\$103,654	\$105,000	\$60,000	\$160,000
National	6%	\$103,308	\$105,000	\$60,000	\$160,000
International	2%	–	–	–	–

## MBA Internship

Students who successfully obtained an internship	100%
Average monthly salary	\$5,529
Median monthly salary	\$5,600
Monthly salary range	\$600-\$11,250

## JOB PLACEMENT LOCATIONS



## FOSTER MBA HIRING FIRMS, CLASSES OF 2013 AND 2014

Aker Solutions	Health 123	PeopleFirm
Alliance of Angels	Hitachi Consulting	Philips
Alvarez & Marsal	HTC	Planetary Power
Amazon.com	IBM	Point B
Amer Sports	Inland Glass	PricewaterhouseCoopers
Apptio	INRIX	Prime Advisors
ARRYVE	Intel	Revel Consulting
Bloom Consulting	Intellectual Ventures	Rivet & Sway
blueocean market intelligence	Intentional Futures	Salesforce.com
The Boeing Company	Johnson & Johnson	Seattle Genetics
Bridge Partners Consulting	Julep	Seattle Opera
Brooks Running Shoes	KLM Surgical	Security Properties
Center for Reinventing Public Education	Kymeta Corporation	SightLife
Citigroup	Lenati	Sirgul Inc.
Collective	Leviton	Skylight Capital
Concordia Beverage Systems	Liberty Mutual Insurance	SpaceFlight
Concur Technologies	Lighter Capital	Starbucks Coffee Company
Deloitte	Limelight Networks	Stonehill Education Consultants
eBay	Logos	TalentWise
EcoZoom	Marcus & Millichap	Tektronix
EMC	McAdams Wright Ragen	UBS Wealth Management
Estee Lauder	McKinsey & Company	US National Park Services
Expedia	Microsoft	University of Washington
Fluke	Multicare Health System	Virginia Mason Medical Center
Formotus	NBIS	W Fund
The Goldman Sachs Group	NetApp	Washington Capital Management
Grass Roots Soccer	Nordstrom	Waldron
Gripwire	Northwestern Mutual	Walsh Construction Company
The Gymboree Corporation	OpenCar	Wells Fargo
Harmless Harvest	Orbridge	Wilson Sonsini Goodrich & Rosati
Hartman Group	PACCAR	Wunderman
	PATH	Zynga

### FOR ADMISSION INFORMATION CONTACT

**MBA PROGRAM OFFICE  
MICHAEL G. FOSTER SCHOOL OF BUSINESS  
UNIVERSITY OF WASHINGTON**

334 Dempsey Hall  
Box 353223  
Seattle, WA 98195-3223

PHONE: 206.543.4661  
TOLL-FREE: 1.866.778.9622  
EMAIL: mba@uw.edu  
WEB: foster.washington.edu/mba

### FOR EMPLOYMENT INFORMATION CONTACT

**MBA CAREER MANAGEMENT  
MICHAEL G. FOSTER SCHOOL OF BUSINESS  
UNIVERSITY OF WASHINGTON**

212L Dempsey Hall  
Box 353223  
Seattle, WA 98195-3223

PHONE: 206.685.2410  
FAX: 206.685.3463  
EMAIL: mbacm@uw.edu  
WEB: foster.washington.edu/career

