

PROFILE: FULL-TIME MBA

CLASS OF 2017

STUDENT PROFILE

129
Entering class size

3.35
Average undergraduate GPA

28
Average age

688
Average GMAT

22-36
Range of ages

630-740
Mid 80th range

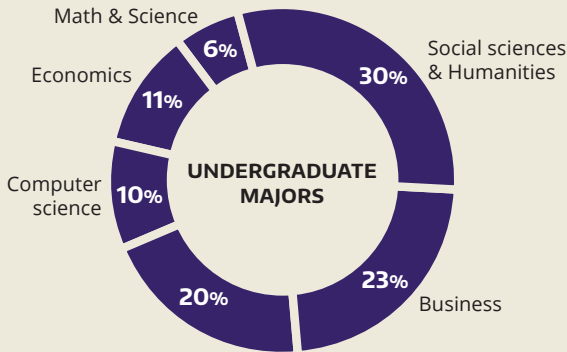
5.69
Average years of work experience

2-15
Range of years of work experience

50%
Married/
Significant other

10%
Veterans

18
Active Blue Dots
(Significant other group)



CLASS OF 2018

STUDENT PROFILE

125
Entering class size

3.38
Average undergraduate GPA

29
Average age

691
Average GMAT

24-43
Range of ages

636-730
Mid 80th range

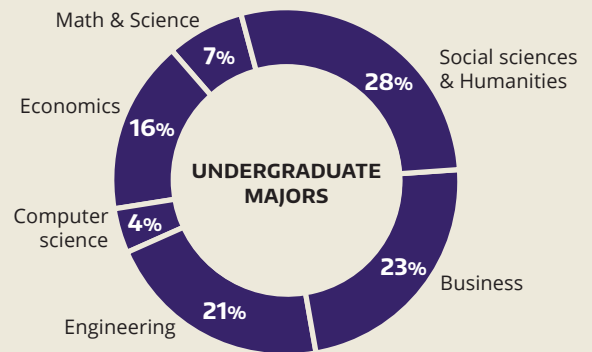
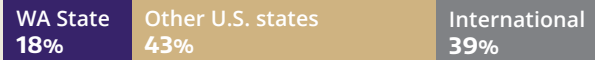
5.97
Average years of work experience

0-20
Range of years of work experience

64%
Married/
Significant other

16%
Veterans

21
Active Blue Dots
(Significant other group)



COUNTRIES REPRESENTED, CLASS OF 2017 & 2018

Australia	Italy	Russia
Bangladesh	Japan	Singapore
Brazil	Korea	Taiwan
Canada	Mexico	Turkey
China	Nigeria	United States
India	Pakistan	Vietnam
Indonesia	Portugal	Venezuela



2016-2017 FULL-TIME TUITION AND FEES (PER YEAR)

Washington State residents

\$32,394

Non-residents and international students

\$47,214

MBA 2016 GRADUATE EMPLOYMENT PROFILE

Employed at graduation	85%
Employed 3 months after graduation	98%
Offered employment at graduation	87%
Offered employment 3 months after graduation	99%
Average salary	\$111,847
Median salary	\$115,000
Range of salaries	\$45,000 – \$150,000
Receiving signing bonus	75%
Average signing bonus	\$28,713
Weighted salary and signing bonus	\$133,299
Receiving guaranteed compensation	36%
Average guaranteed compensation	\$30,478

MBA INTERNSHIP

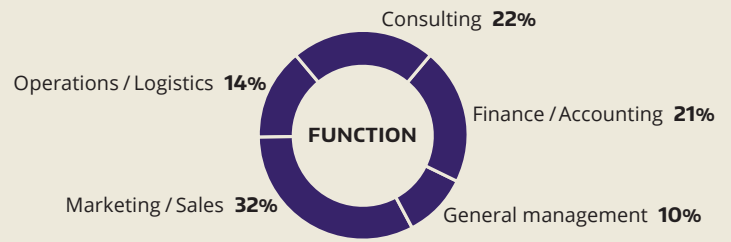
Students who successfully obtained an internship	100%
Average monthly salary	\$6,521
Median monthly salary	\$6,067
Monthly salary range	\$0 – \$11,250

INTERNSHIP LOCATION

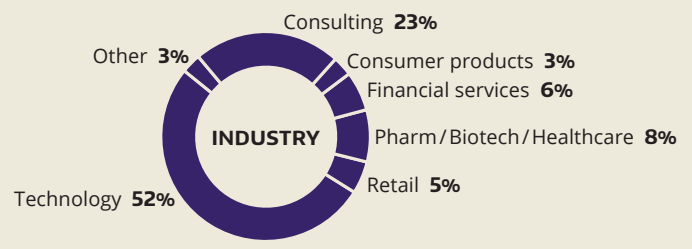


SALARY BREAKOUT (BASE SALARY)

Function	Average	Low	High
Consulting	\$125,805	\$72,800	\$145,000
Finance/Accounting	\$106,409	\$80,000	\$125,000
General Management	\$106,889	\$45,000	\$150,000
Marketing/Sales	\$110,186	\$62,400	\$135,000
Operations/Logistics	\$106,483	\$72,800	\$120,000



Industry	Average	Low	High
Consulting	\$124,325	\$80,000	\$145,000
Consumer Products	\$92,333	\$80,000	\$112,000
Financial Services	\$102,560	\$72,800	\$135,000
Pharm/Biotech/Healthcare	\$100,889	\$83,200	\$120,000
Retail	\$106,750	\$100,000	\$117,000
Technology	\$113,241	\$62,400	\$150,000
Other	\$75,093	\$45,000	\$95,000



Regional vs. National	Average	Low	High
Washington State	\$113,140	\$45,000	\$150,000
Other U.S. states	\$103,763	\$80,000	\$135,000



FOSTER MBA HIRING FIRMS, CLASSES OF 2015 & 2016

2A Consulting	Blaze Education	EMC	LabConnect	Point B	SwitchPoint LLC
2Adaptive	BrokerMD	Evergreen Marine Corp	Lenati	Polycom	Tableau
Accenture	Calyx King Consulting	Expedia	Liberty Mutual	Posh	T-Mobile
Aflac Global Investments	CDK Global	F5 Networks	Lighter Capital	Pricewaterhouse Coopers	Tune
Alacer	CENTRI Technology	Global Business Center	Lish	Providence Health & Services	Univar USA
Alaska Airlines	City of Bellevue	Goldman Sachs & Co.	Luma Consulting	REDF	USAA
Alliance Data Systems Corporation	Columbia Sportswear	Google	Machine Zone	Revel Consulting	Vertafore
Alliance of Angels	Comfort Design Windows and Doors	Hagar International	MedaMonitor	Saltchuk Resources, Inc.	VMware
Alvarez & Marsal	Concur	Hitachi Consulting	Microsoft	Samsung Telecommunications America, Inc.	Waijule
Amazon	Deloitte Consulting	HTC	National Guard	Sealaska Corporation	West Monroe Partners
Applied Materials	Digital Kitchen	IBM	NetApp	SeaMar	WISErg
Apptio	East West Bank	Infosys Consulting	Nike	Slate Group Consulting	Wooqer
Arryve	ECG Management Consultants	Intel Corporation	Nordstrom	Starbucks	Zones, Inc.
Bill and Melinda Gates Foundation	Ecolab	Intellectual Ventures	OnlineTimes	Startup Seattle	
		Korvata Inc.	Peng & Weber, PLLC		
		KRNL Labs	Philips		