

PROFILE: FULL-TIME MBA

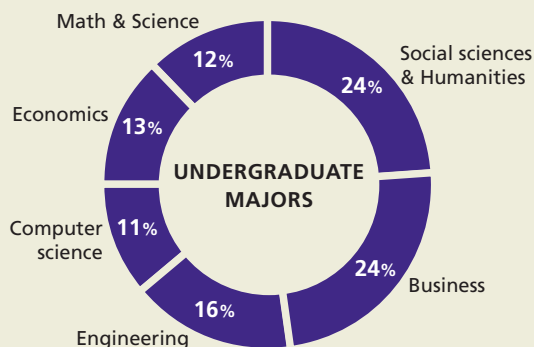

CLASS OF 2015

STUDENT PROFILE

139 Entering class size	0-16 Range of years of work experience
29 Average age	670 Average GMAT
23-39 Range of ages	600-730 Mid 80th range
5.9 Average years of work experience	3.36 Average undergraduate GPA
	11 Number of veterans

Domestic **60%** International **40%**

Married **32%**



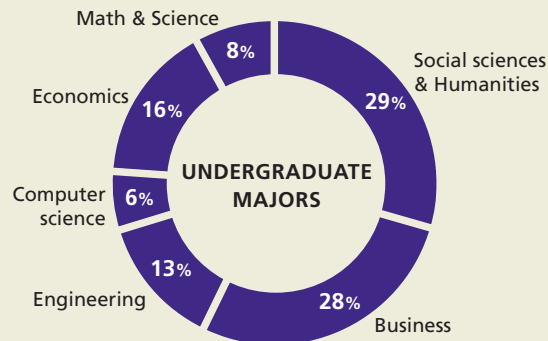

CLASS OF 2016

STUDENT PROFILE

105 Entering class size	1-18 Range of years of work experience
30 Average age	682 Average GMAT
25-41 Range of ages	630-720 Mid 80th range
6.3 Average years of work experience	3.43 Average undergraduate GPA
	11 Number of veterans

Domestic **69%** International **31%**

Married **33%**



STUDENT GEOGRAPHIC REPRESENTATION

In-state **30%** Out-of-state **38%** International **32%**

COUNTRIES REPRESENTED, CLASS OF 2015 & 2016

Canada	Nigeria
China	Norway
France	South Korea
India	Taiwan
Indonesia	Turkey
Japan	United Kingdom
Mexico	United States
Mongolia	Vietnam



2014-2015 FULL-TIME TUITION RATES

Washington state residents

\$30,339

Non-residents and international students

\$44,175

MBA 2014 GRADUATE EMPLOYMENT PROFILE

Employed at graduation	83%
Employed 3 months after graduation	96%
Average salary	\$105,636
Median salary	\$110,000
Range of salaries	\$45,000 – \$150,000
Receiving signing bonus	73%
Average signing bonus	\$26,890.00
Receiving guaranteed compensation	29%
Average guaranteed compensation	\$15,613

MBA INTERNSHIP

Students who successfully obtained an internship	100%
Average monthly salary	\$5,391
Median monthly salary	\$5,600
Monthly salary range	\$0 – \$11,250

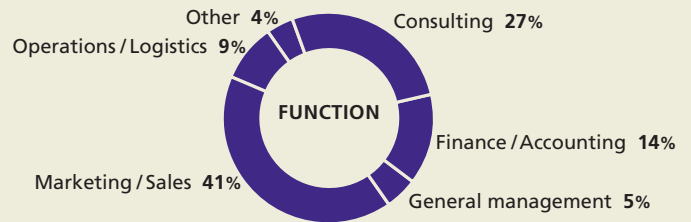
INTERNSHIP LOCATION



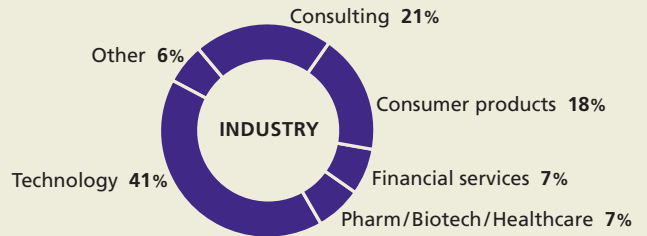
SALARY BREAKOUT (BASE SALARY)

Includes unadjusted salaries for graduates employed outside the United States

Function	Average	Low	High
Consulting	\$103,100	\$45,000	\$140,000
Finance /Accounting	\$101,113	\$70,000	\$115,000
General management	\$111,667	\$105,000	\$115,000
Marketing / Sales	\$112,150	\$97,846	\$130,000
Operations / Logistics	\$90,368	\$58,000	\$150,000
Other	\$110,000	\$110,000	\$110,000



Industry	Average	Low	High
Consulting	\$109,125	\$77,500	\$140,000
Consumer products	\$101,500	\$58,000	\$115,000
Financial services	\$95,000	\$70,000	\$105,000
Pharm/Biotech/Healthcare	\$95,562	\$78,840	\$110,000
Technology	\$115,595	\$98,900	\$150,000
Other	\$63,333	\$45,000	\$85,000



Regional vs. National	Average	Low	High
Washington state	\$106,390	\$45,000	\$140,000
Other US locations	\$98,548	\$60,000	\$150,000



FOSTER MBA HIRING FIRMS, CLASSES OF 2014 & 2015

2Adaptive	Calyx King Consulting	Goldman Sachs	Light in the Box	Pro.com	State of Washington
3M	Cisco	GoMotive	McKinsey	Providence	Swedish
Allrecipes	Cobalt	Google	Medamonitor	PwC	T-Mobile
Alvarez & Marsal	Concur	Hartman Group	Microsoft	Ratio	Two Degrees
Amazon	Curtis Consulting	Harvard Business Publishing	Multi-Care	Revel Consulting	Univar
American Classic Homes	Delafield Hambrecht	Hitachi Consulting	Nanostring	Rocket Fuel	University of Washington
Apptio	Dell	Hewlett-Packard	Nike	Saltchuk	Vertafore
Austin Energy	Deloitte	IBM	Nordstrom	Seattle Children's Hospital	VMWare
Autodesk	EDF Climate Corps	Inrix	Odyssey	Seattle Genetics	Waldron
Avalara	EMC	Intel	Orbridge	Seattle Home Pro	Yahoo
Ayni Education International	Experi	Intentional Futures	PATH	Sinosure	Yes Prep
Bill & Melinda Gates Foundation	F5	Juniper Networks	Perkins Coie	Slalom Consulting	Zetec
Bloom Consulting	Farmstr	Kaiser Permanente	Philips	Source Photonics	
Brandcast	Federal Home Loan Bank	Korvata	Planetary Power	Starbucks	
Burn Manufacturing	Formative	Lenati	Point B		
	Geo Education and Research	Liberty Mutual	Point B Capital		