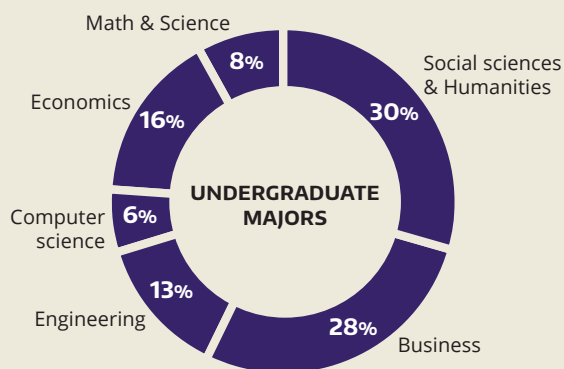




PROFILE: FULL-TIME MBA

CLASS OF 2016

STUDENT PROFILE

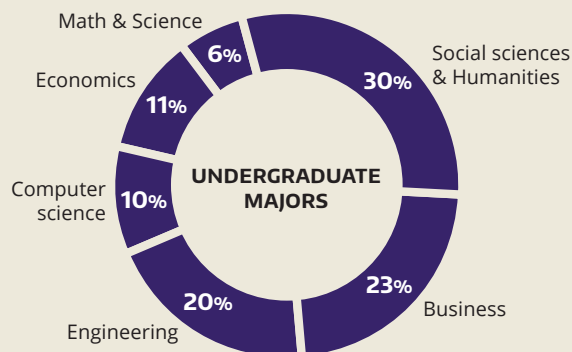


105 Entering class size	1-18 Range of years of work experience
30 Average age	682 Average GMAT
25-41 Range of ages	630-720 Mid 80th range
6.3 Average years of work experience	3.43 Average undergraduate GPA
	11 Number of veterans



CLASS OF 2017

STUDENT PROFILE

129 Entering class size	2-15 Range of years of work experience
28 Average age	688 Average GMAT
22-36 Range of ages	630-740 Mid 80th range
5.69 Average years of work experience	3.35 Average undergraduate GPA
	13 Number of veterans



STUDENT GEOGRAPHIC REPRESENTATION

In-state **26%** Out-of-state **41%** International **33%**

COUNTRIES REPRESENTED, CLASS OF 2016 & 2017

- | | |
|------------|---------------|
| Bangladesh | Mongolia |
| Canada | Nigeria |
| China | Portugal |
| India | Russia |
| Indonesia | South Korea |
| Italy | Taiwan |
| Japan | United States |
| Mexico | Venezuela |



2015-2016 FULL-TIME TUITION RATES

Washington state residents

\$31,200

Non-residents and international students

\$45,450


MBA 2015 GRADUATE EMPLOYMENT PROFILE

Employed at graduation	80%
Employed 3 months after graduation	96%
Average salary	\$110,029
Median salary	\$112,000
Range of salaries	\$40,000 – \$185,000
Receiving signing bonus	68%
Average signing bonus	\$23,325
Receiving guaranteed compensation	39%
Average guaranteed compensation	\$15,613

MBA INTERNSHIP

Students who successfully obtained an internship	100%
Average monthly salary	\$6,494
Median monthly salary	\$6,400
Monthly salary range	\$0 – \$12,000

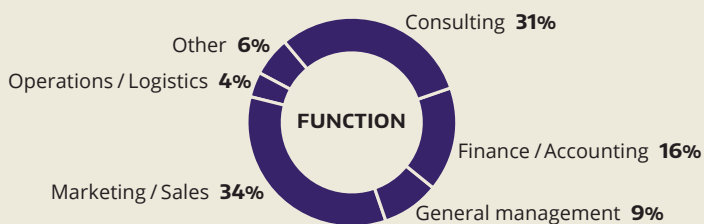
INTERNSHIP LOCATION



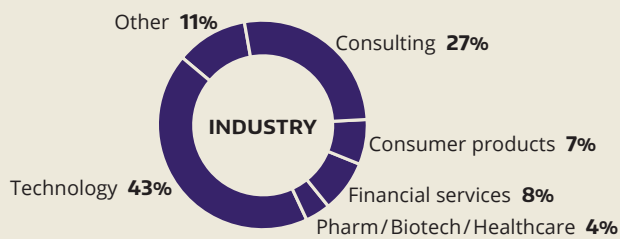
SALARY BREAKOUT (BASE SALARY)

Includes unadjusted salaries for graduates employed outside the United States

Function	Average	Low	High
Consulting	\$107,500	\$90,000	\$151,000
Finance / Accounting	\$96,772	\$62,000	\$120,000
General management	\$113,143	\$90,000	\$130,000
Marketing / Sales	\$105,680	\$40,000	\$185,000
Operations / Logistics	\$120,120	\$72,000	\$171,360
Other	\$103,000	\$95,000	\$112,000



Industry	Average	Low	High
Consulting	\$120,675	\$91,500	\$144,000
Consumer products	\$138,672	\$105,000	\$185,000
Financial services	\$115,833	\$85,000	\$120,000
Pharm / Biotech / Healthcare	\$90,667	\$62,000	\$110,000
Technology	\$120,000	\$40,000	\$151,000
Other	\$95,858	\$72,000	\$120,000



Regional vs. National	Average	Low	High
Washington state	\$111,306	\$55,000	\$185,000
Other US locations	\$106,581	\$40,000	\$171,360



FOSTER MBA HIRING FIRMS, CLASSES OF 2015 & 2016

2Adaptive	CDK Global	HTC	Point B	Vertafore
Accenture	Cisco Systems	IBM	Pricewaterhouse Coopers	Verus Investment
Adidas	Columbia Bank	Infosys Consulting	Providence Health & Services	VMware
Adobe	Concur	Intel	Revel Consulting	Vulcan
Alaska Airlines	DatStat	Lenati	Samsung Telecommunications America, Inc.	Washington Business Alliance
Alvarez & Marsal Business Consulting, LLC	Deloitte Consulting	Liberty Mutual	SAP	Wells Fargo
Amazon	ECG Management Consultants	Microsoft Corporation	Starbucks	West Monroe Partners
Apptio	EMC	Nestle USA	TalkingRain	Zillow
Arryve	Expedia	NetApp	Tektronix	Zones, Inc.
Buerk Center for Entrepreneurship	F5 Networks	Nike	T-Mobile	
Camber Collective	Goldman Sachs	Nordstrom	UW CoMotion	
CBRE Group, Inc.	Google	Optimum Energy		
	Hitachi Consulting	Philips		